

RACK N ROLL

RACK N ROLL PARTS LIST



6 - M8 x 25mm + nylocks + 12 washers
(joins Nose Cone to Bike Channel)



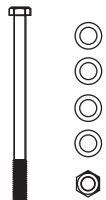
4 - M12 x 25mm + nylock nuts + 8 washers
(joins Main Bar to Bike Channel)



2 - M10 x 70mm + 2 spring washers
2 - M10 Eye nuts
(Fit to Main Bar to connect Turnbuckles for bikes foot pegs)



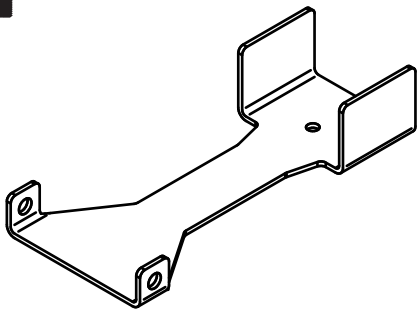
1 - M10 x 75mm + 1 spring washer
1 - M10 Eye nut
1 - M10 Nut
(Fit to Main Bar to connect Turnbuckles for bikes foot pegs)



1 - M12 x 170mm + nylock + 6 washers
(joins Rear Wedge to Bike Channel)



1 - M12 x 200mm + R clip
(3 functions, refer page 2)



1 - Rear Wedge

Use M12 x 170 + 6 washers + nylock
(2 washers, 1 each side for nut and bolt on outside of channel)
(2 washers, 1 each side for inside channel between rear wedge to remove play. Note: may fit 2 each side internally or 2 one side and 1 on the other)



2 - M10 Turnbuckles



2 - D Shackles



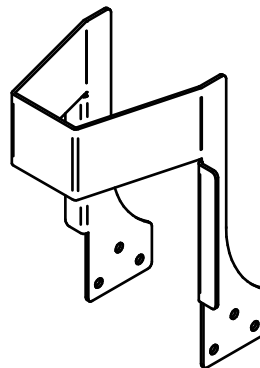
2 - M12 Snap Hooks



1 - 50mm plastic end cap
(push into outside end of Main Bar)



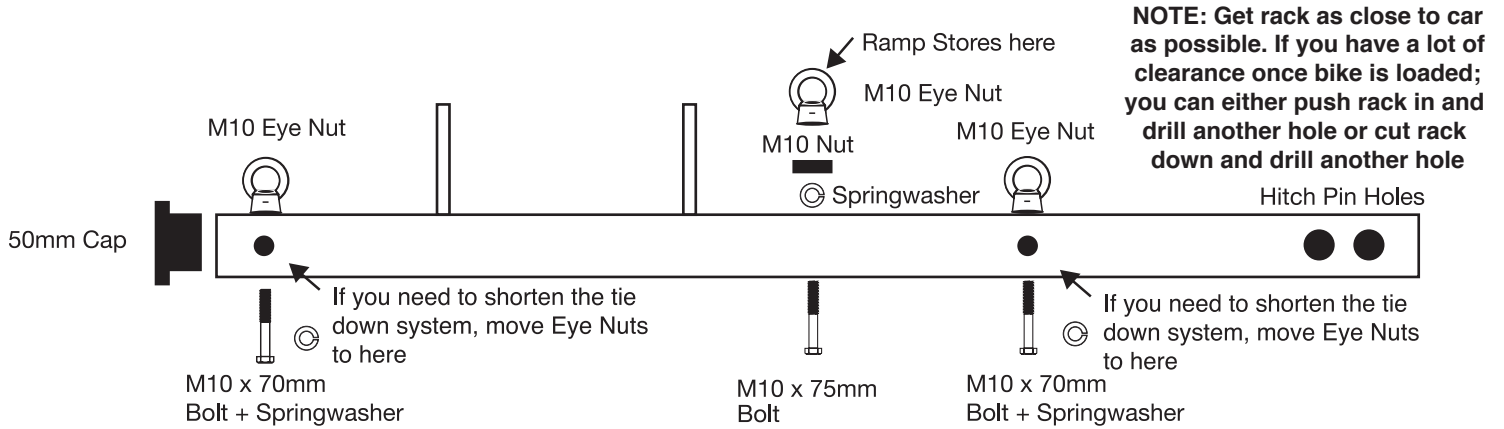
1 - M8 Eye nut
1 - M10 Turnbuckle
(Bolted to M8 Eye Nut, connects to back of Rear Wedge)



1 - Nose Cone

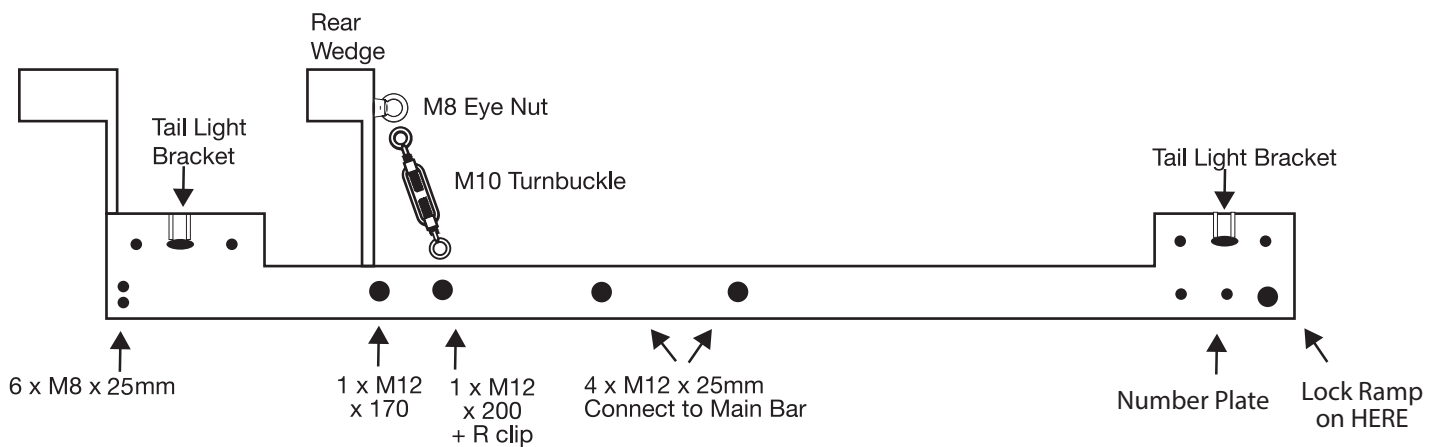
**NOTE - Always put a safety line on your bike back to car.
Always put a strap through the turnbuckles**

MAIN BAR

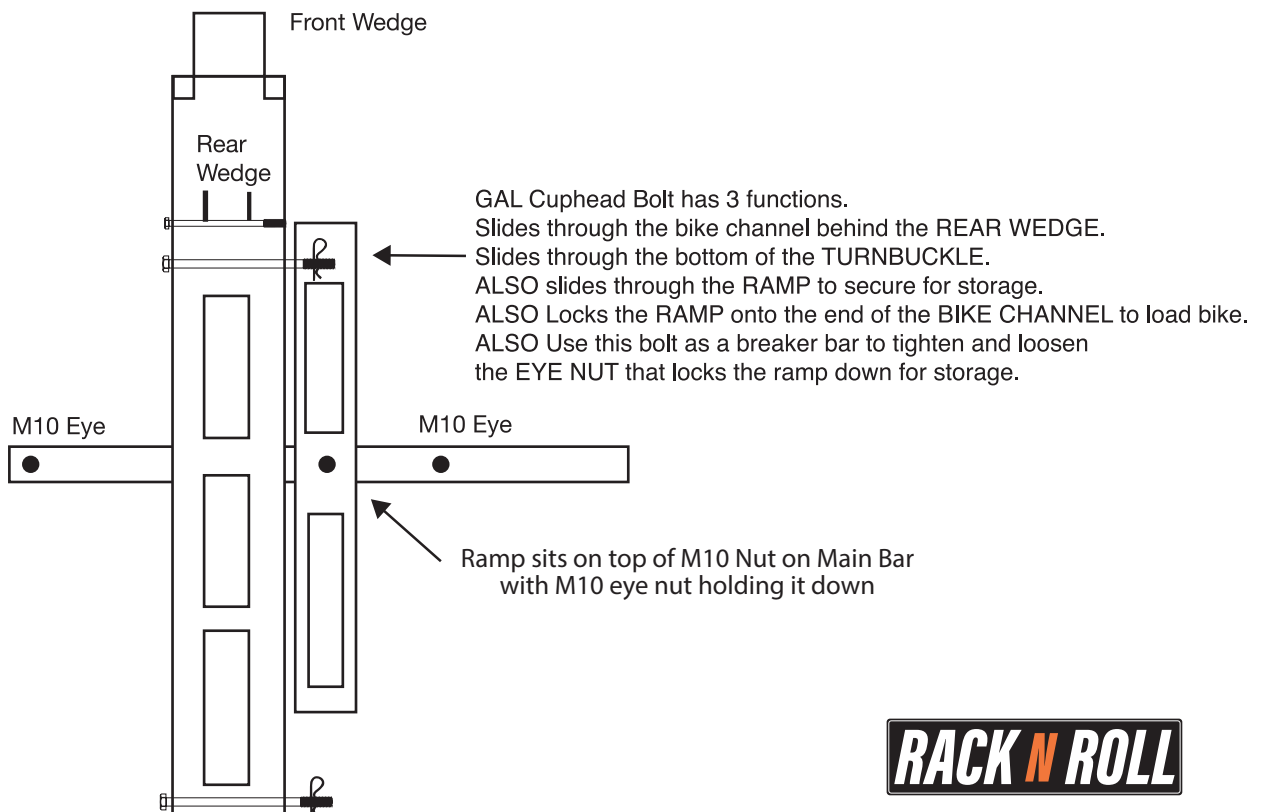


NOTE: If fitting EYE NUTS on the side. BOLTS on Pass Side, EYE NUTS on Drivers side

CHANNEL



RAMP STORAGE



RACK N ROLL

**NOTE - Always put a safety line on your bike back to car.
 Always put a strap through the turnbuckles**